



Mohawk Mosaic

FOR CREATIVE PRINT AND PACKAGING SOLUTIONS

Mohawk Mosaic is an exciting new grade line produced by Mohawk's incredible team of paper makers. Mohawk Mosaic embraces a modern, fresh perspective inspired by nature and the elements around us.

These new, innovative printing and packaging papers have been engineered for scoring and folding. Mohawk Mosaic offers a fresh color palette and 4 distinctive textures – Burlap, Coral, Tapestry, and Vellum.

Mohawk Mosaic is emblematic of Mohawk's spirit, blending innovation and craftsmanship to be a bright new addition to the Expressive Collection.

Product Line Overview

TEXTURES	Burlap	Tapestry	
	Coral	Vellum	
COLORS	Arctic	Clementine	Onyx*
	Aspen*	Cornflower	Plum
	Blueberry	Evergreen	Rosewood
	Blush	Latte	Silver Leaf
	Buttercup	Midnight Blue	Slate
	Cardinal	Mint	Stone
	Cashemere	Mocha	Wafer
	Celestial	Olive	

*Available in Aspen/Onyx duplex in Burlap/Vellum, Coral/Vellum, Tapestry/Vellum and Vellum/Vellum textures.

WEIGHTS	Text
	80t/118 gsm
	Cover
100c/270 gsm	
Folding Board	
20pt/368 gsm 20pt/376 gsm	

SHEET SIZE (INCHES)	28x40
----------------------------	-------

COLLECTIONS	EXPRESSIVE	Papers with distinctive tactile and colorful properties.
--------------------	-------------------	--

Mohawk Mosaic

TEXTURES



Burlap



Coral



Tapestry




Vellum


COLORS




Arctic



Aspen




Blueberry



Blush




Buttercup



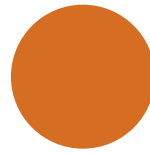
Cardinal




Cashmere




Celestial



Clementine



Cornflower




Evergreen



Latte



Midnight Blue




Mint




Mocha




Olive



Onyx




Plum



Rosewood




Silver Leaf




Slate



Stone



Wafer



**Aspen/Onyx
Duplex***

Mohawk Mosaic

ARCTIC

WEIGHT LBS/GSM	INCHES	MM	M WT	CALIPER	SHEETS/ CARTON	CARTONS/ PALLET	CODE NUMBER
VELLUM							
80t/118	28 x 40	711 x 1016	189	6.8	600	22	400202
100c/270	28 x 40	711 x 1016	431	14.2	250	22	400201

ASPEN

WEIGHT LBS/GSM	INCHES	MM	M WT	CALIPER	SHEETS/ CARTON	CARTONS/ PALLET	CODE NUMBER
BURLAP							
80t/118	28 x 40	711 x 1016	189	6.2	600	22	400027
100c/270	28 x 40	711 x 1016	431	14.0	250	22	400025

BURLAP / VELLUM

20pt/376	28 x 40	711 x 1016	599	20.0	200	20	400026
----------	---------	------------	-----	------	-----	----	--------

CORAL

80t/118	28 x 40	711 x 1016	189	6.2	600	22	400155
100c/270	28 x 40	711 x 1016	431	14.0	250	22	400153

CORAL / VELLUM

20pt/376	28 x 40	711 x 1016	599	20.0	200	20	400154
----------	---------	------------	-----	------	-----	----	--------

TAPESTRY

80t/118	28 x 40	711 x 1016	189	6.9	600	22	400181
100c/270	28 x 40	711 x 1016	431	16.0	250	22	400179

TAPESTRY / VELLUM

20pt/368	28 x 40	711 x 1016	586	20.0	200	20	400180
----------	---------	------------	-----	------	-----	----	--------

VELLUM

80t/118	28 x 40	711 x 1016	189	6.8	600	22	400205
100c/270	28 x 40	711 x 1016	431	14.2	250	22	400203

VELLUM / VELLUM

20pt/376	28 x 40	711 x 1016	599	20.0	200	20	400204
----------	---------	------------	-----	------	-----	----	--------

BLUEBERRY

WEIGHT LBS/GSM	INCHES	MM	M WT	CALIPER	SHEETS/ CARTON	CARTONS/ PALLET	CODE NUMBER
VELLUM							
80t/118	28 x 40	711 x 1016	189	6.8	600	22	400126
100c/270	28 x 40	711 x 1016	431	14.2	250	22	400125

BLUSH

WEIGHT LBS/GSM	INCHES	MM	M WT	CALIPER	SHEETS/ CARTON	CARTONS/ PALLET	CODE NUMBER
BURLAP							
80t/118	28 x 40	711 x 1016	189	6.2	600	22	400029
100c/270	28 x 40	711 x 1016	431	14.0	250	22	400028

CORAL

80t/118	28 x 40	711 x 1016	189	6.2	600	22	400157
100c/270	28 x 40	711 x 1016	431	14.0	250	22	400156

BLUSH

WEIGHT LBS/GSM	INCHES	MM	M WT	CALIPER	SHEETS/ CARTON	CARTONS/ PALLET	CODE NUMBER
TAPESTRY							
80t/118	28 x 40	711 x 1016	189	6.9	600	22	400183
100c/270	28 x 40	711 x 1016	431	16.0	250	22	400182

VELLUM

80t/118	28 x 40	711 x 1016	189	6.8	600	22	400207
100c/270	28 x 40	711 x 1016	431	14.2	250	22	400206

BUTTERCUP

WEIGHT LBS/GSM	INCHES	MM	M WT	CALIPER	SHEETS/ CARTON	CARTONS/ PALLET	CODE NUMBER
VELLUM							
80t/118	28 x 40	711 x 1016	189	6.8	600	22	400209
100c/270	28 x 40	711 x 1016	431	14.2	250	22	400208

CARDINAL

WEIGHT LBS/GSM	INCHES	MM	M WT	CALIPER	SHEETS/ CARTON	CARTONS/ PALLET	CODE NUMBER
BURLAP							
80t/118	28 x 40	711 x 1016	189	6.2	600	22	400133
100c/270	28 x 40	711 x 1016	431	14.0	250	22	400132

CORAL

80t/118	28 x 40	711 x 1016	189	6.2	600	22	400159
100c/270	28 x 40	711 x 1016	431	14.0	250	22	400158

TAPESTRY

80t/118	28 x 40	711 x 1016	189	6.9	600	22	400018
100c/270	28 x 40	711 x 1016	431	16.0	250	22	400017

VELLUM

80t/118	28 x 40	711 x 1016	189	6.8	600	22	400005
100c/270	28 x 40	711 x 1016	431	14.2	250	22	400004

CASHMERE

WEIGHT LBS/GSM	INCHES	MM	M WT	CALIPER	SHEETS/ CARTON	CARTONS/ PALLET	CODE NUMBER
BURLAP							
80t/118	28 x 40	711 x 1016	189	6.2	600	22	400135
100c/270	28 x 40	711 x 1016	431	14.0	250	22	400134

CORAL

80t/118	28 x 40	711 x 1016	189	6.2	600	22	400161
100c/270	28 x 40	711 x 1016	431	14.0	250	22	400160

TAPESTRY

80t/118	28 x 40	711 x 1016	189	6.9	600	22	400185
100c/270	28 x 40	711 x 1016	431	16.0	250	22	400184

Mohawk Mosaic

CASHMERE

WEIGHT LBS/GSM	INCHES	MM	M WT	CALIPER	SHEETS/ CARTON	CARTONS/ PALLET	CODE NUMBER
VELLUM							
80t/118	28 x 40	711 x 1016	189	6.8	600	22	400211
100c/270	28 x 40	711 x 1016	431	14.2	50	22	400210

CELESTIAL

WEIGHT LBS/GSM	INCHES	MM	M WT	CALIPER	SHEETS/ CARTON	CARTONS/ PALLET	CODE NUMBER
BURLAP							
80t/118	28 x 40	711 x 1016	189	6.2	600	22	400137
100c/270	28 x 40	711 x 1016	431	14.0	250	22	400136

CORAL

80t/118	28 x 40	711 x 1016	189	6.2	600	22	400163
100c/270	28 x 40	711 x 1016	431	14.0	250	22	400162

TAPESTRY

80t/118	28 x 40	711 x 1016	189	6.9	600	22	400187
100c/270	28 x 40	711 x 1016	431	16.0	250	22	400186

VELLUM

80t/118	28 x 40	711 x 1016	189	6.8	600	22	400001
100c/270	28 x 40	711 x 1016	431	14.2	250	22	400000

CLEMENTINE

WEIGHT LBS/GSM	INCHES	MM	M WT	CALIPER	SHEETS/ CARTON	CARTONS/ PALLET	CODE NUMBER
VELLUM							
80t/118	28 x 40	711 x 1016	189	6.8	600	22	400011
100c/270	28 x 40	711 x 1016	431	14.2	250	22	400010

CORNFLOWER

WEIGHT LBS/GSM	INCHES	MM	M WT	CALIPER	SHEETS/ CARTON	CARTONS/ PALLET	CODE NUMBER
VELLUM							
80t/118	28 x 40	711 x 1016	189	6.8	600	22	400099
100c/270	28 x 40	711 x 1016	431	14.2	250	22	400098

EVERGREEN

WEIGHT LBS/GSM	INCHES	MM	M WT	CALIPER	SHEETS/ PACKAGE	PACKAGES/ PALLET	CODE NUMBER
VELLUM							
80t/118	28 x 40	711 x 1016	189	6.8	600	22	400007
100c/270	28 x 40	711 x 1016	431	14.2	250	22	400006

LATTE

WEIGHT LBS/GSM	INCHES	MM	M WT	CALIPER	SHEETS/ CARTON	CARTONS/ PALLET	CODE NUMBER
BURLAP							
80t/118	28 x 40	711 x 1016	189	6.2	600	22	400140
100c/270	28 x 40	711 x 1016	431	14.0	250	22	400138

BURLAP / VELLUM

20pt/376	28 x 40	711 x 1016	599	20.0	200	20	400139
----------	---------	------------	-----	------	-----	----	--------

CORAL

80t/118	28 x 40	711 x 1016	189	6.2	600	22	400166
100c/270	28 x 40	711 x 1016	431	14.0	250	22	400164

CORAL / VELLUM

20pt/376	28 x 40	711 x 1016	599	20.0	200	20	400165
----------	---------	------------	-----	------	-----	----	--------

TAPESTRY

80t/118	28 x 40	711 x 1016	189	6.9	600	22	400190
100c/270	28 x 40	711 x 1016	431	16.0	250	22	400188

TAPESTRY / VELLUM

20pt/368	28 x 40	711 x 1016	586	20.0	200	20	400189
----------	---------	------------	-----	------	-----	----	--------

VELLUM

80t/118	28 x 40	711 x 1016	189	6.8	600	22	400214
100c/270	28 x 40	711 x 1016	431	14.2	250	22	400212

VELLUM / VELLUM

20pt/376	28 x 40	711 x 1016	599	20.0	200	20	400213
----------	---------	------------	-----	------	-----	----	--------

MIDNIGHT BLUE

WEIGHT LBS/GSM	INCHES	MM	M WT	CALIPER	SHEETS/ CARTON	CARTONS/ PALLET	CODE NUMBER
BURLAP							
80t/118	28 x 40	711 x 1016	189	6.2	600	22	400142
100c/270	28 x 40	711 x 1016	431	14.0	250	22	400141

CORAL

80t/118	28 x 40	711 x 1016	189	6.2	600	22	400168
100c/270	28 x 40	711 x 1016	431	14.0	250	22	400167

TAPESTRY

80t/118	28 x 40	711 x 1016	189	6.9	600	22	400192
100c/270	28 x 40	711 x 1016	431	16.0	250	22	400191

VELLUM

80t/118	28 x 40	711 x 1016	189	6.8	600	22	400216
100c/270	28 x 40	711 x 1016	431	14.2	250	22	400215

MINT

WEIGHT LBS/GSM	INCHES	MM	M WT	CALIPER	SHEETS/ CARTON	CARTONS/ PALLET	CODE NUMBER
BURLAP							
80t/118	28 x 40	711 x 1016	189	6.2	600	22	400047
100c/270	28 x 40	711 x 1016	431	14.0	250	22	400046

Mohawk Mosaic

MINT

WEIGHT LBS/GSM	INCHES	MM	M WT	CALIPER	SHEETS/ CARTON	CARTONS/ PALLET	CODE NUMBER
CORAL							
80t/118	28 x 40	711 x 1016	189	6.2	600	22	400074
100c/270	28 x 40	711 x 1016	431	14.0	250	22	400073

TAPESTRY

80t/118	28 x 40	711 x 1016	189	6.9	600	22	400097
100c/270	28 x 40	711 x 1016	431	16.0	250	22	400096

VELLUM

80t/118	28 x 40	711 x 1016	189	6.8	600	22	400118
100c/270	28 x 40	711 x 1016	431	14.2	250	22	400117

MOCHA

WEIGHT LBS/GSM	INCHES	MM	M WT	CALIPER	SHEETS/ CARTON	CARTONS/ PALLET	CODE NUMBER
BURLAP							
80t/118	28 x 40	711 x 1016	189	6.2	600	22	400144
100c/270	28 x 40	711 x 1016	431	14.0	250	22	400143

CORAL

80t/118	28 x 40	711 x 1016	189	6.2	600	22	400170
100c/270	28 x 40	711 x 1016	431	14.0	250	22	400169

TAPESTRY

80t/118	28 x 40	711 x 1016	189	6.9	600	22	400194
100c/270	28 x 40	711 x 1016	431	16.0	250	22	400193

VELLUM

80t/118	28 x 40	711 x 1016	189	6.8	600	22	400120
100c/270	28 x 40	711 x 1016	431	14.2	250	22	400119

OLIVE

WEIGHT LBS/GSM	INCHES	MM	M WT	CALIPER	SHEETS/ CARTON	CARTONS/ PALLET	CODE NUMBER
VELLUM							
80t/118	28 x 40	711 x 1016	189	6.8	600	22	400122
100c/270	28 x 40	711 x 1016	431	14.2	250	22	400121

ONYX

WEIGHT LBS/GSM	INCHES	MM	M WT	CALIPER	SHEETS/ CARTON	CARTONS/ PALLET	CODE NUMBER
BURLAP							
80t/118	28 x 40	711 x 1016	189	6.2	600	22	400147
100c/270	28 x 40	711 x 1016	431	14.0	250	22	400145

BURLAP / VELLUM

20pt/376	28 x 40	711 x 1016	599	20.0	200	20	400146
----------	---------	------------	-----	------	-----	----	--------

CORAL

80t/118	28 x 40	711 x 1016	189	6.2	600	22	400173
100c/270	28 x 40	711 x 1016	431	14.0	250	22	400171

ONYX

WEIGHT LBS/GSM	INCHES	MM	M WT	CALIPER	SHEETS/ CARTON	CARTONS/ PALLET	CODE NUMBER
CORAL / VELLUM							
20pt/376	28 x 40	711 x 1016	599	20.0	200	20	400172

TAPESTRY

80t/118	28 x 40	711 x 1016	189	6.9	600	22	400197
100c/270	28 x 40	711 x 1016	431	16.0	250	22	400195

TAPESTRY / VELLUM

20pt/368	28 x 40	711 x 1016	586	20.0	200	20	400196
----------	---------	------------	-----	------	-----	----	--------

VELLUM

80t/118	28 x 40	711 x 1016	189	6.8	600	22	400024
100c/270	28 x 40	711 x 1016	431	14.2	250	22	400022

VELLUM / VELLUM

20pt/376	28 x 40	711 x 1016	599	20.0	200	20	400023
----------	---------	------------	-----	------	-----	----	--------

PLUM

WEIGHT LBS/GSM	INCHES	MM	M WT	CALIPER	SHEETS/ CARTON	CARTONS/ PALLET	CODE NUMBER
VELLUM							
80t/118	28 x 40	711 x 1016	189	6.8	600	22	400009
100c/270	28 x 40	711 x 1016	431	14.2	250	22	400008

ROSEWOOD

WEIGHT LBS/GSM	INCHES	MM	M WT	CALIPER	SHEETS/ CARTON	CARTONS/ PALLET	CODE NUMBER
VELLUM							
80t/118	28 x 40	711 x 1016	189	6.8	600	22	400013
100c/270	28 x 40	711 x 1016	431	14.2	250	22	400012

SILVER LEAF

WEIGHT LBS/GSM	INCHES	MM	M WT	CALIPER	SHEETS/ CARTON	CARTONS/ PALLET	CODE NUMBER
VELLUM							
80t/118	28 x 40	711 x 1016	189	6.8	600	22	400021
100c/270	28 x 40	711 x 1016	431	14.2	250	22	400020

Mohawk Mosaic

SPECS

SLATE

WEIGHT LBS/GSM	INCHES	MM	M WT	CALIPER	SHEETS/ CARTON	CARTONS/ PALLET	CODE NUMBER
-------------------	--------	----	------	---------	-------------------	--------------------	----------------

BURLAP

80t/118	28 x 40	711 x 1016	189	6.2	600	22	400149
100c/270	28 x 40	711 x 1016	431	14.0	250	22	400148

CORAL

80t/118	28 x 40	711 x 1016	189	6.2	600	22	400175
100c/270	28 x 40	711 x 1016	431	14.0	250	22	400174

TAPESTRY

80t/118	28 x 40	711 x 1016	189	6.9	600	22	400015
100c/270	28 x 40	711 x 1016	431	16.0	250	22	400014

VELLUM

80t/118	28 x 40	711 x 1016	189	6.8	600	22	400003
100c/270	28 x 40	711 x 1016	431	14.2	250	22	400002

STONE

WEIGHT LBS/GSM	INCHES	MM	M WT	CALIPER	SHEETS/ CARTON	CARTONS/ PALLET	CODE NUMBER
-------------------	--------	----	------	---------	-------------------	--------------------	----------------

BURLAP

80t/118	28 x 40	711 x 1016	189	6.2	600	22	400151
100c/270	28 x 40	711 x 1016	431	14.0	250	22	400150

CORAL

80t/118	28 x 40	711 x 1016	189	6.2	600	22	400177
100c/270	28 x 40	711 x 1016	431	14.0	250	22	400176

TAPESTRY

80t/118	28 x 40	711 x 1016	189	6.9	600	22	400199
100c/270	28 x 40	711 x 1016	431	16.0	250	22	400198

VELLUM

80t/118	28 x 40	711 x 1016	189	6.8	600	22	400129
100c/270	28 x 40	711 x 1016	431	14.2	250	22	400128

WAFER

WEIGHT LBS/GSM	INCHES	MM	M WT	CALIPER	SHEETS/ CARTON	CARTONS/ PALLET	CODE NUMBER
-------------------	--------	----	------	---------	-------------------	--------------------	----------------

VELLUM

80t/118	28 x 40	711 x 1016	189	6.8	600	22	400131
100c/270	28 x 40	711 x 1016	431	14.2	250	22	400130

ASPEN & ONYX DUPLEX

WEIGHT LBS/GSM	INCHES	MM	M WT	CALIPER	SHEETS/ CARTON	CARTONS/ PALLET	CODE NUMBER
-------------------	--------	----	------	---------	-------------------	--------------------	----------------

BURLAP / VELLUM

20pt/376	28 x 40	711 x 1016	599	20.0	200	22	400152
----------	---------	------------	-----	------	-----	----	--------

CORAL / VELLUM

20pt/376	28 x 40	711 x 1016	599	20.0	200	22	400178
----------	---------	------------	-----	------	-----	----	--------

TAPESTRY / VELLUM

20pt/368	28 x 40	711 x 1016	586	20.0	200	22	400200
----------	---------	------------	-----	------	-----	----	--------

VELLUM / VELLUM

20pt/376	28 x 40	711 x 1016	599	20.0	200	22	400030
----------	---------	------------	-----	------	-----	----	--------



Mohawk Mosaic is certified by Preferred by Nature for FSC® standards, NC-COC-000668. Mohawk purchases Renewable Energy Certificates (RECs) to match 100% of the electricity used in its operations. All virgin fiber content in Mohawk papers is elemental chlorine free (ECF) and all recycled fiber content in Mohawk papers is process chlorine free (PCF). Visit mohawkconnects.com for more information.

Fedrigoni Special Papers North America, Inc. All Rights Reserved. Mohawk,® Mohawk Mosaic,™ Mohawk and the corporate logo are proprietary trademarks of the Fedrigoni Group.

June 2024